

# LITTLE CRITTERS - BIG THREAT!

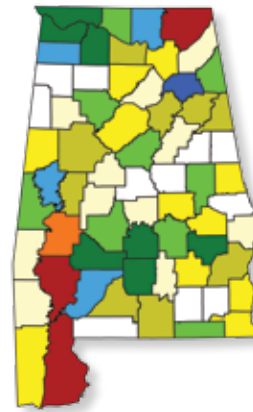


## Emerald Ash Borer

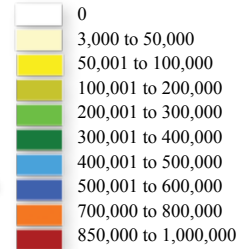
*confirmed in the neighboring state of Tennessee*

A non-native insect from Asia, the emerald ash borer attacks and kills native species of ash trees. The larvae of this insect are very destructive, boring into the phloem and cambium layers of the tree, feeding and creating galleries underneath the bark. This activity girdles the tree, disrupting the flow of water and nutrients. Eventually, the infestation kills the affected tree, usually within two to three years. First detected in Michigan in 2002, the emerald ash borer has since spread into 14 other states. In 2010, it was detected in Tennessee.

Counties Threatened



Ash



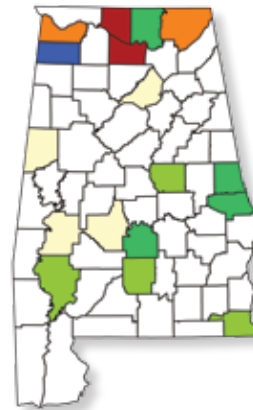
Volume in tons



## Walnut Twig Beetle/ Thousand Cankers Disease

*confirmed in the neighboring state of Tennessee*

Native to the western part of the United States, the walnut twig beetle and associated fungal “thousand cankers disease” mildly affect western species of walnut trees. However, this disease is very harmful to the highly susceptible eastern species, the black walnut tree. The fungus is introduced when the walnut twig beetles bore into the phloem layer and create galleries, causing cankers underneath the bark. Multiple attacks will cause many cankers that eventually overlap and girdle the affected branches, disrupting the flow of nutrients to the foliage. Approximately three years after the initial attack, mortality occurs. In 2010, thousand cankers disease was detected in Tennessee. It has now spread into Virginia and Pennsylvania.



Black Walnut



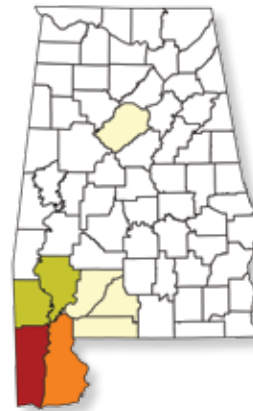
Volume in tons




## Redbay Ambrosia Beetle/ Laurel Wilt Disease

*confirmed in Mobile County in 2011*

Another non-native insect, the redbay ambrosia beetle and associated fungal “laurel wilt disease” are originally from Asia. In the United States, native trees in the laurel family are very susceptible to this disease, especially redbay and sassafras. The tiny redbay ambrosia beetle bores into the tree, creating galleries in the xylem layer, introducing and inoculating it with the deadly fungus. Growing and serving as food for the adult beetles and larvae, the fungus eventually moves through the vascular system, disrupting the flow of water and nutrients. Within 4 to 12 weeks after the initial attack, the tree will wilt and die. First detected in Georgia in 2002, laurel wilt disease has spread to several southeastern states, including Mississippi and Florida. In 2011, the disease was confirmed in Mobile County, Alabama.



Redbay



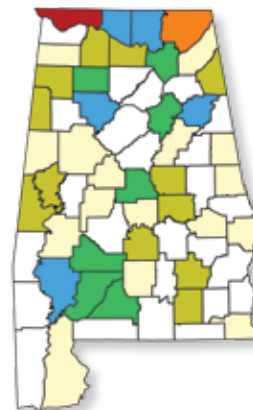
Volume in tons

Note: One reason for the accelerating spread of these non-native invasive forest pests is the **long-distance transportation of infested firewood** and nursery stock.


## DON'T MOVE FIREWOOD

For more information visit [www.forestry.alabama.gov](http://www.forestry.alabama.gov) or [www.dontmovefirewood.org](http://www.dontmovefirewood.org)

Funded in part by the U.S. Forest Service. "In accordance with Federal law and U.S. Department of Agriculture policy, this institution is prohibited from discriminating on the basis of race, color, national origin, sex, age, or disability. (Not all prohibited bases apply to all programs.) To file a complaint of discrimination, write USDA, Director, Office of Civil Rights, Room 326-W, Whitten Building, 1400 Independence Avenue, SW, Washington, DC 20250-9410 or call (202) 720-5964 (voice and TDD). USDA is an equal opportunity provider and employer."



Sassafras



Volume in tons



The AFC is an equal opportunity provider and employer.